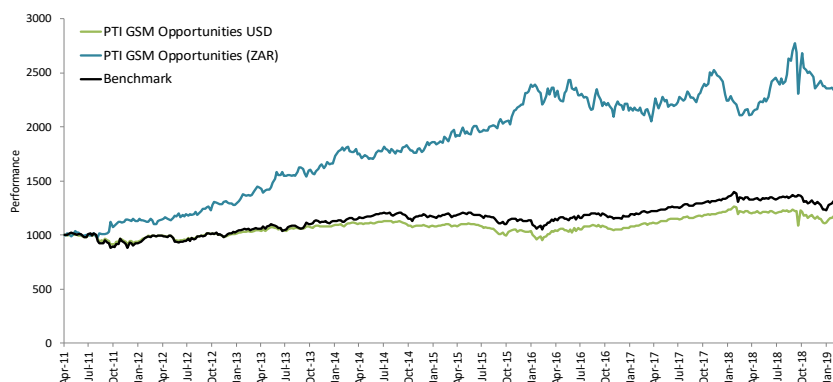


MINIMUM DISCLOSURE DOCUMENT

CUMULATIVE PERFORMANCE GRAPH SINCE INCEPTION

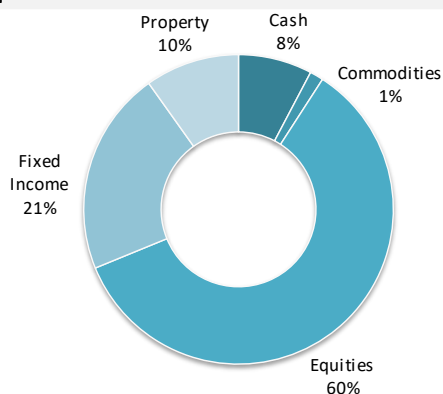


ANNUALISED PERFORMANCE	FUND – USD	FUND – ZAR	BENCHMARK
Quarter	1.96%	-6.58%	2.23%
1 year	-6.80%	4.74%	-5.70%
3 years	6.62%	-0.08%	7.07%
5 years	1.72%	5.20%	3.34%
Since inception	2.14%	11.42%	3.59%

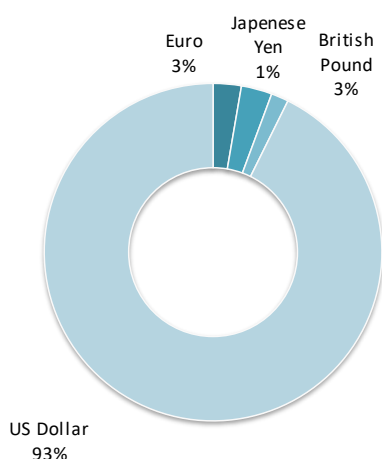
RETURNS SINCE INCEPTION	FUND	BENCHMARK
Highest rolling 1-year return	16.59%	16.76%
Lowest rolling 1-year return	-10.09%	-8.69%

RISK MEASURE	FUND	BENCHMARK
Percentage positive months since inception	55.32%	55.32%

ASSET ALLOCATION



CURRENCY ALLOCATION



Fund Objective

To achieve long-term capital growth by investing in a diversified mix of asset classes and specialist managers within each asset class. The fund will have an above-average risk profile.

Fund Features

- Managed by Brooks MacDonald Asset Management (International) Ltd & Credo Capital Plc
- Designed for investors whose goal for the international portion of their portfolio is long-term capital growth
- Ideal investor will have no income requirements and will be able to tolerate a high level of volatility
- Investment horizon in excess of five years

Fund Classification

Sector: Multi Asset Flexible
 Geographic Classification: Global

Fund Risk Profile



Inception Date: 1 April 2011
 Fund Size: \$35.58 million
 Unit Price: 118.03 cents per unit
 Units in issue: 30,148,275
 Min. Investment: \$5,000
 Benchmark: 60% MSCI World Index; 20% JP Morgan Global Bond Index; 10% S&P Global REIT Index; 10% IMF Special Drawing Rights
 Registered: Guernsey
 Custodian: BNP Paribas Trust Company (Guernsey) Ltd
 Distribution: None

Fees:

Initial Charge: No Initial Fee
 Annual Fund Fee: 1.34%

Total Expense Ratio (see explanatory notes for more info)

	Financial Year:	3 Year Rolling:
Total Expense Ratio (TER)	2.04%	2.04%
Transaction Costs (TC)	0.02%	0.02%
Total Investment Charges (TER+TC)	2.06%	2.06%

Other Information

Transaction cut off: Tuesday weekly
 Valuation cut off: Thursday weekly
 Bloomberg Code: PTISMOA
 ISIN Code: GG00B4PPSZ87
 Investors can access, free of charge, quarterly reports, minimum disclosure documents and annual reports on our website at www.pttrust.co.za

MINIMUM DISCLOSURE DOCUMENT

Disclosure

Tel: 021 689 8975 Fax: 086 210 4931 info@ptrust.co.za
www.ptrust.co.za

PTI Mutual Fund PCC Limited (a protected cell company registered with limited liability in Guernsey with registration number 52182). The Manager of the protected cell company is PTI Guernsey Limited (Registration Number 50910) a wholly owned subsidiary of Personal Trust (Pty) Ltd (1951/0028559/07). PTI Mutual Fund PCC Limited is represented by Personal Trust International Management Company (Pty) Limited in South Africa.

Custodian: BNP Paribas Trust Company (Guernsey) Limited whose registered office is at BNP Paribas House, St Julian's Avenue, St Peter Port, Guernsey, GY1 1WA

Collective Investment Schemes (CIS) are generally medium to long term investments. The value of the participatory interest may go up as well as down and past performance is not necessarily a guide to future performance. Performance disclosed in the fact sheets is applicable to the respective fund. Performance are calculated after management fees and other expenses. PTI Mutual Fund PCC does not provide a guarantee either with respect to the capital or the return of a portfolio. Actual investor performance may differ as a result of the investment date, any initial fee charged, the date of reinvestment and any withholding tax. Performance figures quoted are for the period ending 31 January 2019 based on a lump sum investment, using NAV prices which include fees and charges, excluding any initial fees with income distributions reinvested on an ex-dividend date. PTI Mutual Fund PCC Limited has the right to close the portfolio to new investors in order to manage it more efficiently in accordance with its mandate. CIS are traded at ruling prices and can engage in borrowing and scrip lending. The PTI Global Select Managers Opportunities Fund is jointly managed by Brooks MacDonald Asset Management (International) Limited, Licence Number 45742 and Credo Capital Plc, Licence Number 9757. There have been no breaches in the Fund during the reporting period. Subscription by institutional investors, or by investors deemed to be institutional investors by the Manager, may be permitted by invitation only. The terms of subscription by institutional investors will be concluded at time of invitation. Historic pricing is used. A schedule of fees and charges and maximum commissions is available on request from the company. Commissions and incentives may be paid and if so, would be included in the overall cost. The Fund may invest in portfolios of collective schemes that levy their own charges, which could result in a higher fee structure for the fund. A Fund of Funds portfolio will invest in portfolios that levy their own charges, which could result in a higher fee structure for the Fund of Funds. In both instances, the charges levied by the portfolios of collective investment schemes into which the Fund invests are reflected in the Total Expense Ratio. A portfolio can invest in foreign securities which may have exposure to potential constraints on liquidity and the repatriation of funds; macroeconomic risks; political risks; foreign exchange risks; tax risks, settlement risks; and potential limitations on the availability of market information. A Higher TER does not necessarily imply a poor return, nor does a low TER imply a good return. The current TER may not necessarily be an accurate indication of future TER's. Transaction costs are a necessary cost in administering the Financial Product and impacts the Financial Product returns. It should not be considered in isolation as returns may be impacted by many other factors over time, including market returns, the type of financial product, the investment decisions of the investment manager and the TER.

EXPLANATORY NOTES

3 Year Rolling Annualised	1 July 2015 – 30 June 2018
Cumulative Performance graph	This graph is for illustrative purposes only. It depicts how an initial lump sum investment of \$1,000 (for example) placed at inception of the fund has changed over time, taking ongoing fees into account (excluding any initial fees), with all distributions reinvested on reinvestment date, prior to the deduction of any withholding taxes.
Financial Year	1 January 2017 – 31 December 2017
Highest & Lowest Returns	Returns achieved over rolling one year periods since inception. Actual annual figures are available to the investor on request.
Percentage positive months	The percentage of calendar months in which the Fund produced a positive monthly return since inception.
Total Expense Ratio (TER)	The percentage of the value of the Financial Product incurred as expenses relating to the administration of the Financial Product.
Transaction Cost (TC)	The percentage of the value of the Financial Product incurred as costs related to the buying and selling of the assets underlying the Financial Product.
Total Investment Charges (TER + TC)	The percentage of the value of the product incurred as costs relating to the investment of the Financial Product.